


## Data sheet | Item number: 2092-3405/200-000

THR male header; 1.4 mm Ø solder pin; straight; Pin spacing 7.5 mm; 5-pole;  
light gray



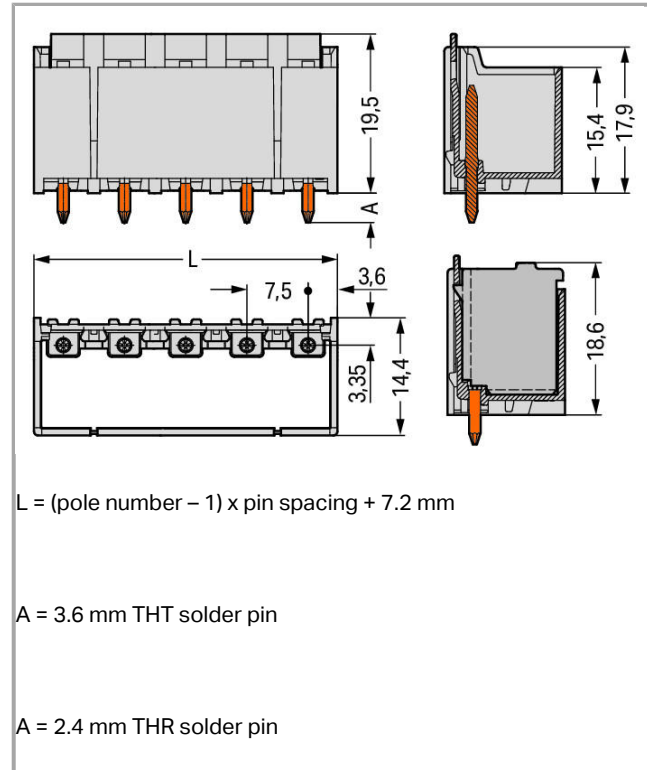
2092-3405\_200-000



RoHS  Compliant

[BOMcheck.net](https://www.bomcheck.net)

Color:



### Item description

- Assembly of female connectors without loss of poles, allowing different functions to be divided within one male header
- Coding pins inserted into the header interface prevent mismatching, allowing subsequent coding in panel feedthrough applications
- The female connector is fully shrouded by the male header's housing, providing vibration resistance up to 20 g

### Safety information 1:

The **picoMAX® pluggable connection system** is designed without breaking capacity for compliance with DIN EN 61984. When used as intended, MCS Connectors shall not be connected/disconnected when live or under load. The circuit design should ensure header pins, which can be touched, are not live when unmated.

### Data

#### Electrical data

#### Ratings per IEC/EN 60664-1

Rated voltage (III / 3)	400 V
Rated impulse voltage (III / 3)	6 kV



Rated voltage (III / 2)	320 V
Rated impulse voltage (III / 2)	4 kV
Rated voltage (II / 2)	630 V
Rated impulse voltage (II / 2)	4 kV
Rated current	16 A

### Approvals per UL 1059

Rated voltage UL (Use Group B)	300 V
Rated current UL (Use Group B)	15 A
Rated voltage UL (Use Group D)	300 V

### Connection data

Total number of potentials	5
Number of connection types	1
Number of levels	1
No. of poles	5

### Geometrical Data

Pin spacing	7.5 mm / 0.295 inch
Width	37.2 mm / 1.465 inch
Height	21.9 mm / 0.862 inch
Height from the surface	19.5 mm / 0.768 inch
Depth	14.4 mm / 0.567 inch
Solder pin length	2.4 mm
Solder pin diameter	1.4 mm

### Plug connection

Contact type (pluggable connector)	Male connector/plug
Connector connection type	for PCBs
Mismating protection	No
Mating direction to the PCB	90°
Locking of plug-in connection	Male locking latch

### PCB contact

PCB contact	THR
-------------	-----

### Material Data

Color	light gray
Material group	I

Insulating material	Polyphthalamide (PPA GF)
Flammability class per UL94	V0
Contact material	Electrolytic copper (E <sub>Cu</sub> )
Contact plating	tin-plated
Fire load	0.079 MJ
Weight	3.59 g

### Environmental Requirements



Limit temperature range	-60 +100 °C
-------------------------	-------------

### Commercial data


Country of origin	DE
GTIN	4050821396543
Customs Tariff No.	85366990990

### Approvals / Certificates

#### Radio-Approvals

Logo	Approval	Additional Approval Text	Certificate name
	<b>CB</b> DEKRA Certification B.V.	IEC 61984	NL-49737
	<b>KEMA/KEUR</b> DEKRA Certification B.V.	EN 61984	71-102261
	<b>KEMA/KEUR</b> DEKRA Certification B.V.	IEC 61984	71-102261

#### Country specific Approvals

Logo	Approval	Additional Approval Text	Certificate name
	<b>CB</b> DEKRA Certification B.V.	IEC 61984	NL-49737
	<b>KEMA/KEUR</b> DEKRA Certification B.V.	EN 61984, IEC 61984	71-102261

#### Other Approvals

Logo	Approval	Additional Approval Text	Certificate name
	<b>cURus</b>	UL 1059	E45172





Underwriters Laboratories Inc.



	UR Underwriters Laboratories Inc.	UL 1977	E45171
--	--------------------------------------	---------	--------

UL-Approvals

Logo	Approval	Additional Approval Text	Certificate name
	cURus Underwriters Laboratories Inc.	UL 1059	E45172
	UR Underwriters Laboratories Inc.	UL 1977	20170428- E45171

Downloads

Documentation

Additional Information

Technical explanations	Apr 3, 2019	pdf 3.6 MB	Download
------------------------	-------------	---------------	----------

CAD/CAE - Smart Data

CAD data

3D Download 2092-3405/200-000	URL	Download
-------------------------------	-----	----------

Product family

picoMAX  
[Show all products from the family](#)

Subject to changes.